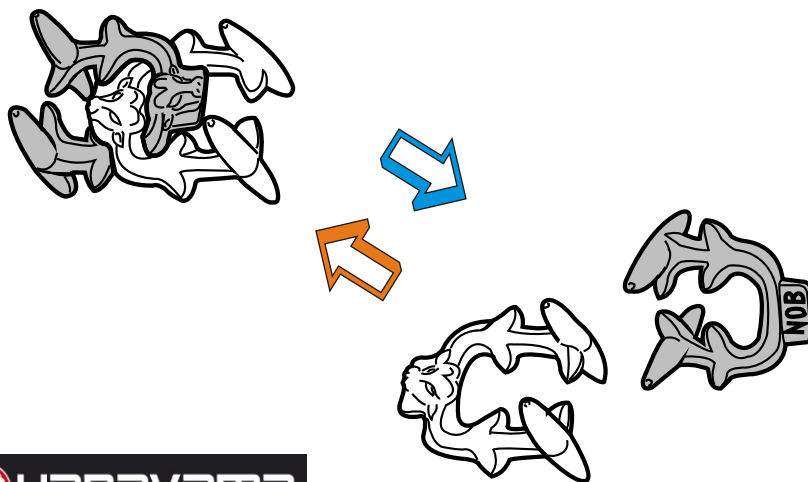




TM
®




© Japan 2000-2005
All design and copyrights reserved

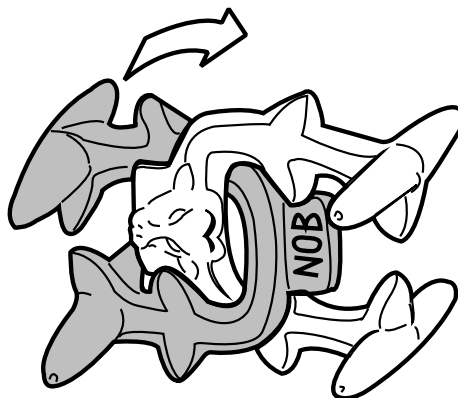


Exclusive European distribution
by Eureka bvba - 2812 Belgium

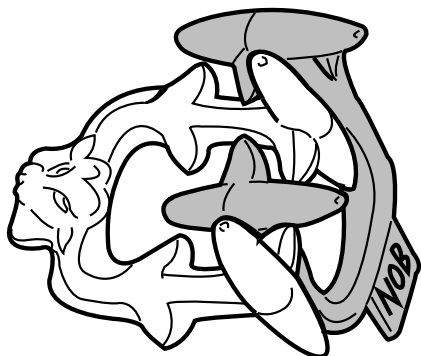
① Starting position



② Turn one of the parts around so that the word **NOB** faces upwards



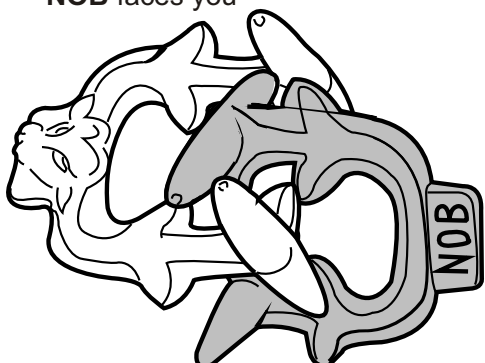
③ Take the piece with the animal's face on it with your left hand and put the other part (with letters on it) through one of the sharp edges



④ Lift up the piece with letters on it



⑤ Move it so that the word **NOB** faces you



⑥ Twist the four sharp tips back and forth several times in order to come apart

