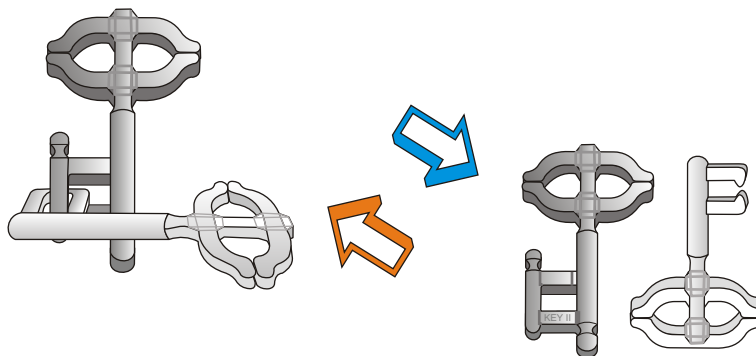




TM
®



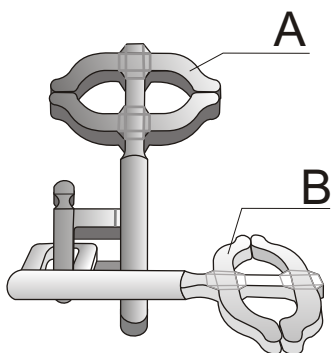
© Japan 2000-2006
All design and copyrights reserved

Exclusive European distribution
by Eureka bvba - 2812 Belgium

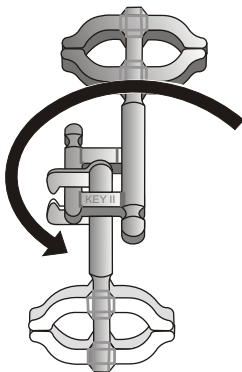


Design by Otake & Wong (JP)

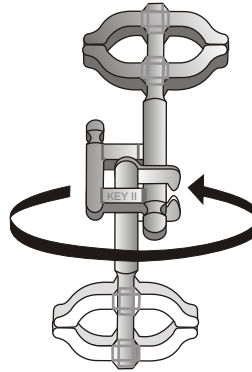
1. Start



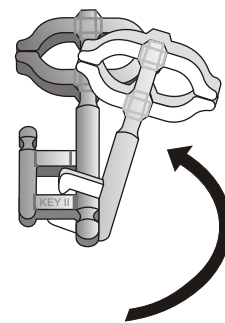
2. Turn B around to the other side



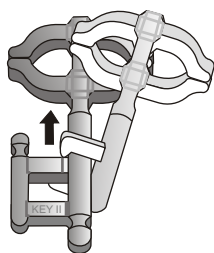
3. Rotate B 180 degrees to the right and into groove in A




4. Bring B upwards



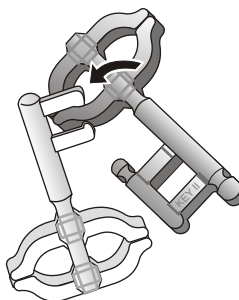
5. Slide B through the small groove in A




6. Turn B to hang downwards



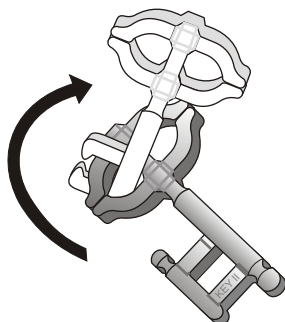
7. Slide B through the small groove in A and move B into the left hand space



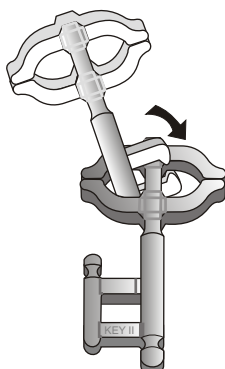
8. Continue to slide B round the top of A



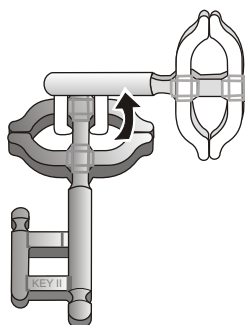
9. Bring B upwards



10. Rotate B 90 degrees to the right and pull it into the centre bar



11. Turn B right and pull it up and off A



12. The keys are separated

